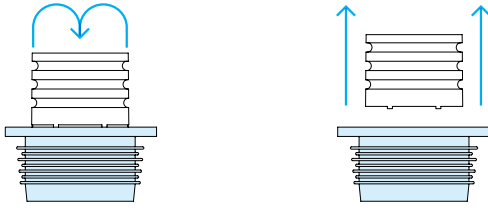


Installation Pipe connectors

PURUS

50/40-32
Prod no. 3106227

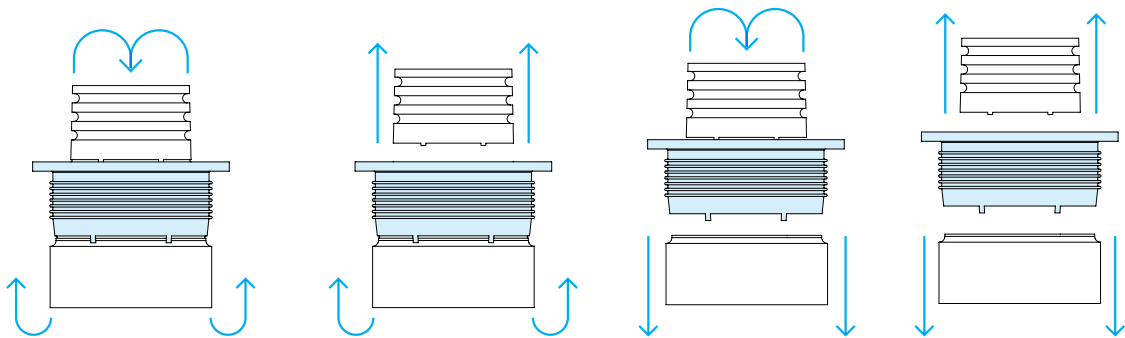


50/40-32

50/32
Fold in the top part.

50/40
Cut off the top part.

75/70-50/40
Prod no. 3106360
64/58-50/40
Prod no. 3106361



75/70-50/40
64/58-50/40

75-40
64-40
Fold in the top part.
Fold out the bottom part.

75-50
64-50
Cut off the top part.
Fold out the bottom part.

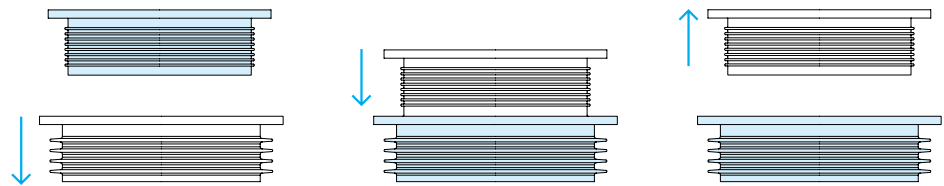
70-40
58-40
Fold in the top part.
Cut off the bottom part.

70-50
58-50
Cut off the top part.
Cut off the bottom part.

123/130-110/75
Prod no. 3106362

100/105-90/75
Prod no. 3106230

100/105-75/50
Prod no. 3106229



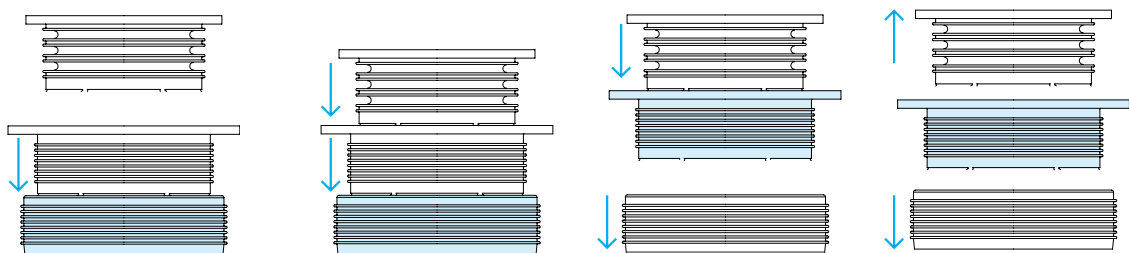
123/130-110/75
100/105-90/75
100/105-75/50

110-75
90-75
75-50
Cut off the bottom part.

123/130-75
100/105-75
100/105-50
Separate parts. Press
down the upper part.

123/130-110
100/105-90
100/105-75
Cut off the top part.

96/83-75/50
Prod no. 3106821



96/83-75/50

96-75
Cut off top part. Separate
middle and lower parts.
Press down the middle in to
the lower.

96-50
Separate all parts. Press
down the upper and middle
part in to the lower part.

83/86-50
Separate all parts. Push
down the upper part in
to the middle.

83/86-75
Cut off the top part.
Cut off the bottom part.