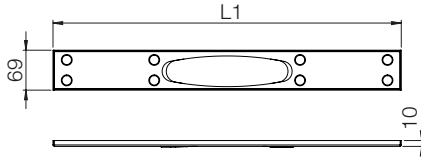


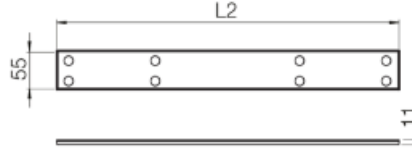
# Purus Line - Technical Drawings

## Frame



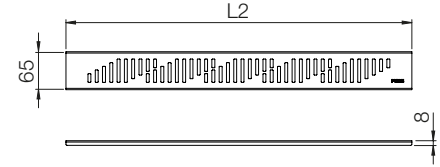
L1 = 597, 697, 797, 897, 997, 1197mm

## Tile Insert Grate



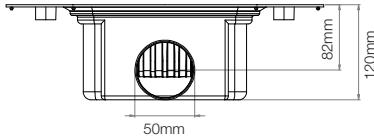
L2 = 584, 684, 784, 884, 984mm

## Patterned Grate

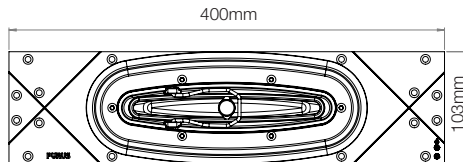


L2 = 593, 693, 793, 893, 993, 1193mm

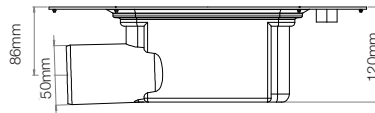
## Side Outlet



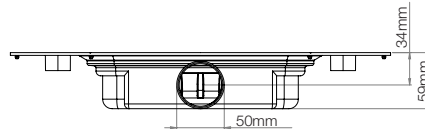
## Outlet gully plan



## Side Side (Inline) Outlet



## 59mm Low Outlet



Tel: 0113 289 3172  
info@purusgroup.com  
www.purusgroup.com

# PURUS

Purus Limited | Suite 5, Old Anglo House  
Milton Street | Stourport-on-Severn |  
Worcestershire | DY13 9AQ